



### Legend


 Corporate Limits


### Parcels


### Zoning


 R-1 (SINGLE FAMILY RESIDENCE)


 R-2 (SINGLE FAMILY RESIDENCE AND DUPLEX RESIDENCE)

 R-3 (MULTIPLE FAMILY RESIDENCE)

 B-1 (GENERAL BUSINESS)

 B-2 (HIGHWAY SERVICE BUSINESS)

 I (INDUSTRIAL)

 I-2 (INDUSTRIAL-2)

